



Potency Results

Sample Name: THCA-2

Client: The Hemp Dispensary

Client Batch ID:

Pinnacle-Analytics.com

3549 Lear Way, Suite 101

Medford OR 97504

P:(541)300-8217

Sample ID: rC-CS-185-D575

Matrix: Concentrate

Prep Analyst: Megan E.

Analysis Method: 0630322+1 H3 4-20-2022 #1.lcm

Sampling Method: N/A

Reference Method: JCB 2009: HPLC/DAD

Analysis Batch: 5-18-2023 H3 185, 205, 295, 355 Solids

Date Sampled: 5/17/2023

Date Reported: 7/14/2023


Client License: N/A

1750 Delta Waters Rd #102-382

Medford OR 97504

For R&D Purposes Only

Total THC (THCA*0.877+d9-THC) **87.7%**
Total CBD (CBDA*0.877+CBD) **<LOQ%**
Moisture Content **N/A**




Cannabinoid	% Weight	mg/g
CBDVA	<LOQ	<LOQ
CBDV	<LOQ	<LOQ
CBDA*	<LOQ	<LOQ
CBGA	<LOQ	<LOQ
CBG	<LOQ	<LOQ
CBD*	<LOQ	<LOQ
THCV	<LOQ	<LOQ
CBN	<LOQ	<LOQ
d9-THC*	<LOQ	<LOQ
d8-THC*	<LOQ	<LOQ
CBC	<LOQ	<LOQ
THCA*^^	100.0	1000.0
Total Cannabinoids	100.0	1000.0

*ORELAP Accredited Analyte

Limit Of Quantitation: 0.2%, analyte not measured


^Raw result for THCA*^ was 103.0%

 THCA*^^

 Other



These test results may not be altered or reproduced except in full without the permission of Pinnacle Analytics. These results were generated following the Oregon Administrative Rules and in accordance with the NELAP Institute under ORELAP License #4152
 Report generated by Routine_Potency_Rev11_4-16-2023



Kris Ford, PhD
 Lab Director



Quality Control Results

Analyst: Megan E.

Analysis Batch: 5-18-2023 H3 185, 205, 295, 355 Solids

Pinnacle-Analytics.com
3549 Lear Way, Suite 101
Medford OR 97504
P:(541)300-8217

	Duplicate RPD		LCS % Recovery		Method Blank	
	CS-0-D574-b	Limit	C-SL-051823	Limits	C-SB-051823	Limit
CBDA	<LOQ%	30%	102.0%	90-110%	<LOQ/2	LOQ/2
CBD	<LOQ%	30%	103.0%	90-110%	<LOQ/2	LOQ/2
d9-THC	<LOQ%	30%	102.0%	90-110%	<LOQ/2	LOQ/2
d8-THC	<LOQ%	30%	N/A%	90-110%	<LOQ/2	LOQ/2
THCA	1.44%	10%	101.0%	90-110%	<LOQ/2	LOQ/2

RPD: Relative Percent Difference between unknown sample and its duplicate

LCS: Laboratory Control Sample with known concentration

Case Comments: There were no divergences from ordinary Quality Control procedures or SOPs.



These test results may not be altered or reproduced except in full without the permission of Pinnacle Analytics. These results were generated following the Oregon Administrative Rules and in accordance with the NELAP Institute under ORELAP License #4152
Report generated by Routine_Potency_Rev11_4-16-2023


Kris Ford, PhD
Lab Director